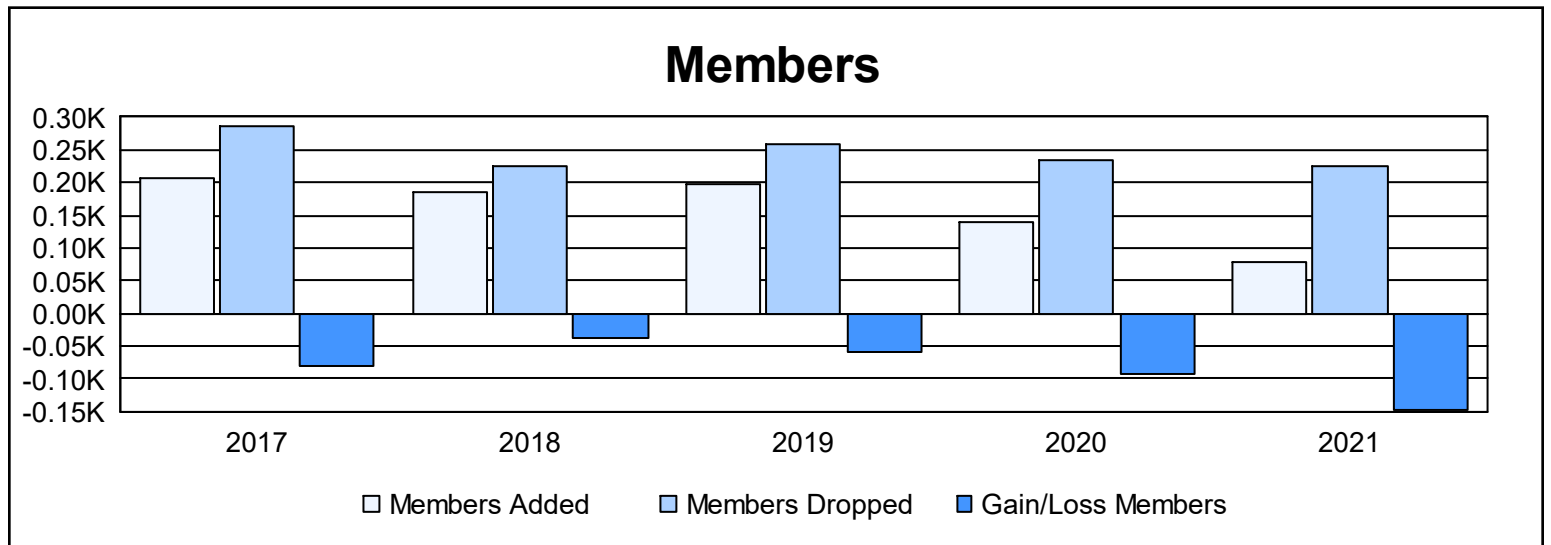
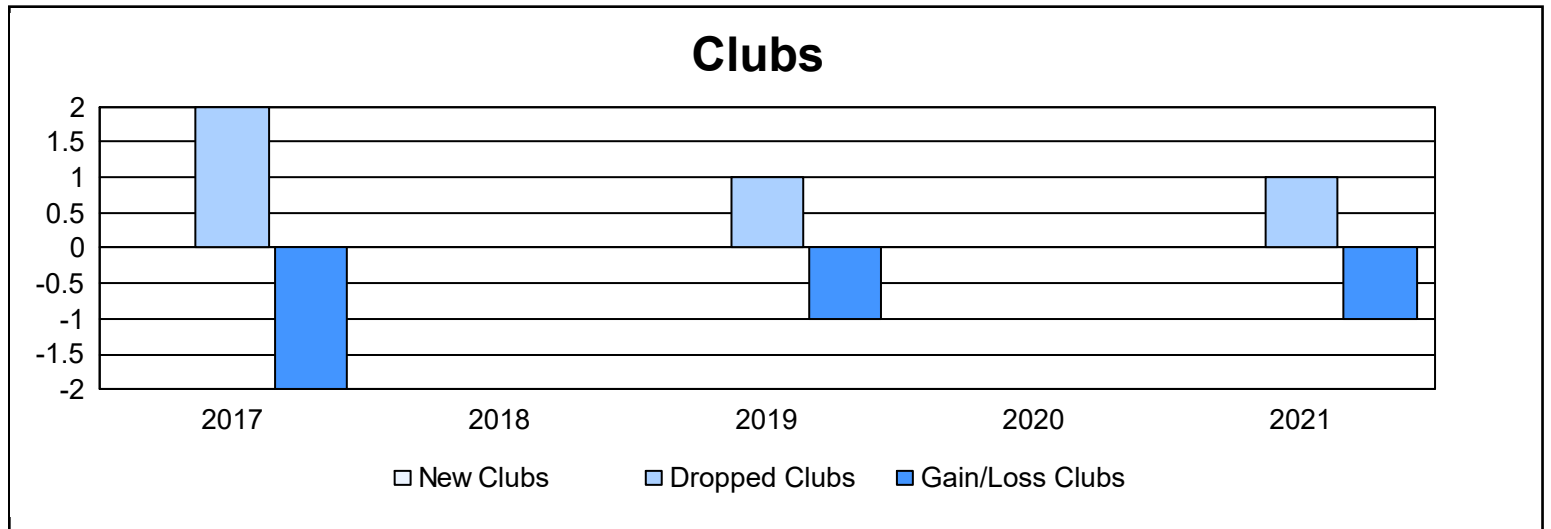
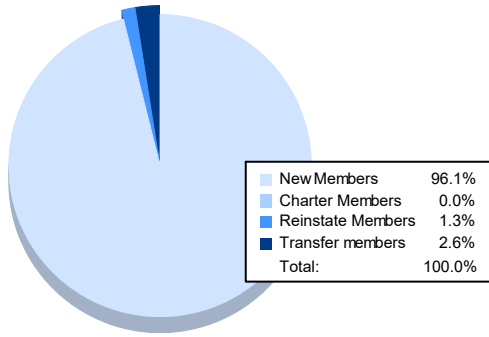


| Year | New Clubs | Dropped Clubs | Gain/ Loss Clubs | New Members | Charter Members | Reinstate Members | Transfer Members | Total Member Added | Total Members Dropped | Gain/ Loss Members |
|----------------|-----------|---------------|------------------|-------------|-----------------|-------------------|------------------|--------------------|-----------------------|--------------------|
| 2016-2017 | 0 | 2 | -2 | 199 | 1 | 0 | 6 | 206 | 287 | -81 |
| 2017-2018 | 0 | 0 | 0 | 177 | 1 | 0 | 8 | 186 | 225 | -39 |
| 2018-2019 | 0 | 1 | -1 | 192 | 1 | 1 | 5 | 199 | 259 | -60 |
| 2019-2020 | 0 | 0 | 0 | 135 | 1 | 1 | 4 | 141 | 234 | -93 |
| 2020-2021 | 0 | 1 | -1 | 74 | 0 | 1 | 2 | 77 | 226 | -149 |
| Average | 0 | 1 | -1 | 155 | 1 | 1 | 5 | 162 | 246 | -84 |



Membership Composition June 2021 Cumulative



Gender Composition June 2021 Cumulative

